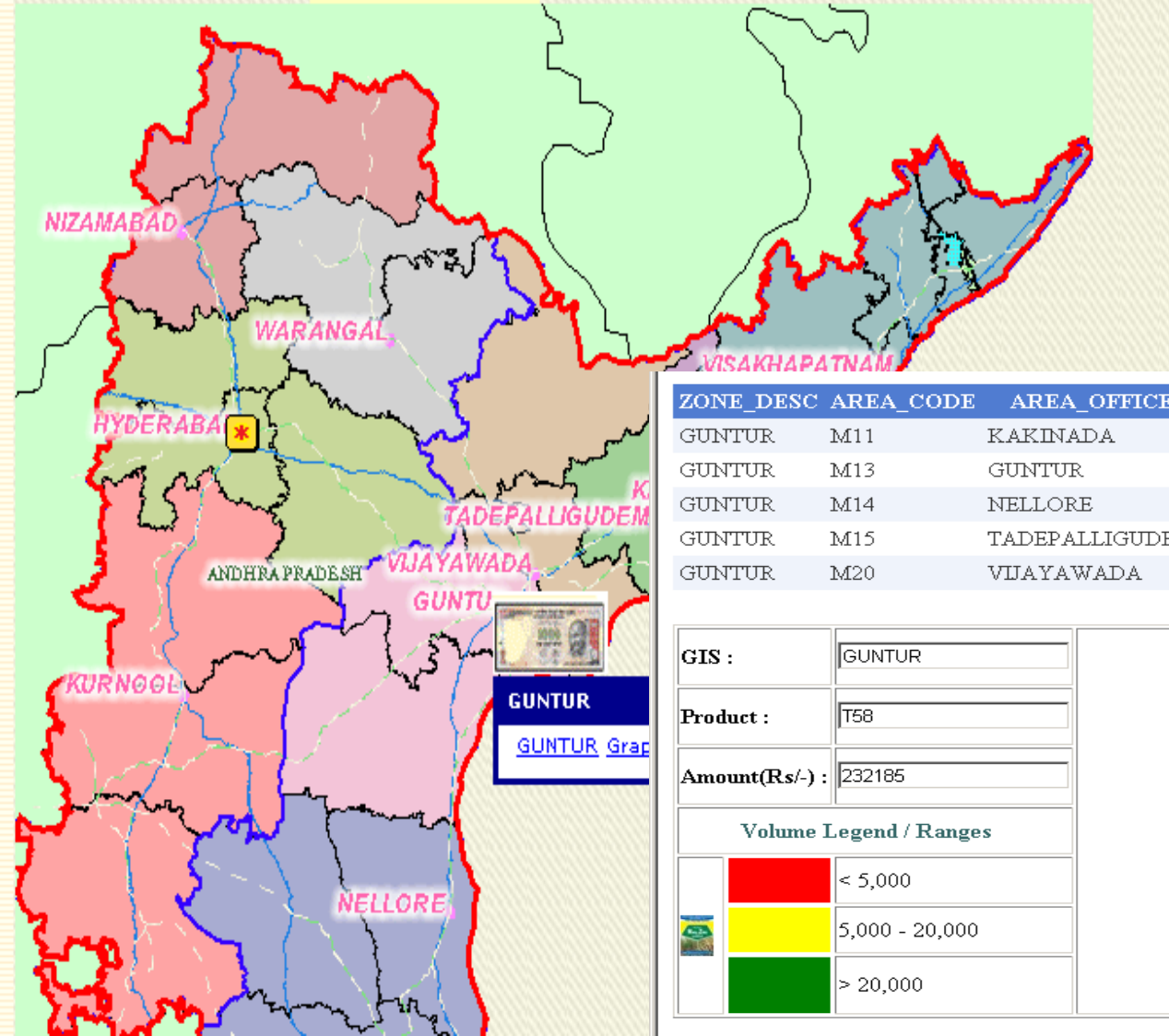


# MMIS product for Fertilizer Industry

Helps to Integrate SAP w/o netweaver and connectors the new format of MIS the MMIS unleash the power of MIS hidden in excel sheets



NFCL BASE MAP



Max Min

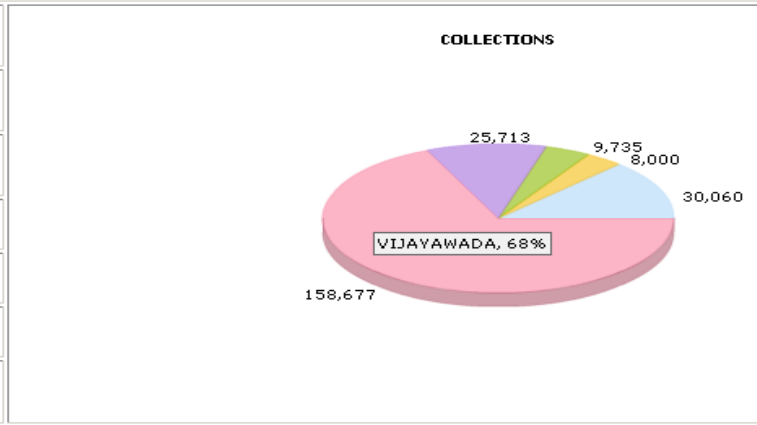
- PRIME ACTIVITY BOARD
- Results
- Goal Going Board
- Point Of Interest
- Where am I

ZONE_DESC	AREA_CODE	AREA_OFFICE	PROD_GROUP	AMOUNT
GUNTUR	M11	KAKINADA	MAHAZINC (T58)	30060
GUNTUR	M13	GUNTUR	MAHAZINC (T58)	8000
GUNTUR	M14	NELLORE	MAHAZINC (T58)	9735
GUNTUR	M15	TADEPALLIGUDEM	MAHAZINC (T58)	25713
GUNTUR	M20	VIJAYAWADA	MAHAZINC (T58)	158677
Sum Total				232185

GIS :   
 Product :   
 Amount(Rs/-) :

Volume Legend / Ranges

	< 5,000
	5,000 - 20,000
	> 20,000



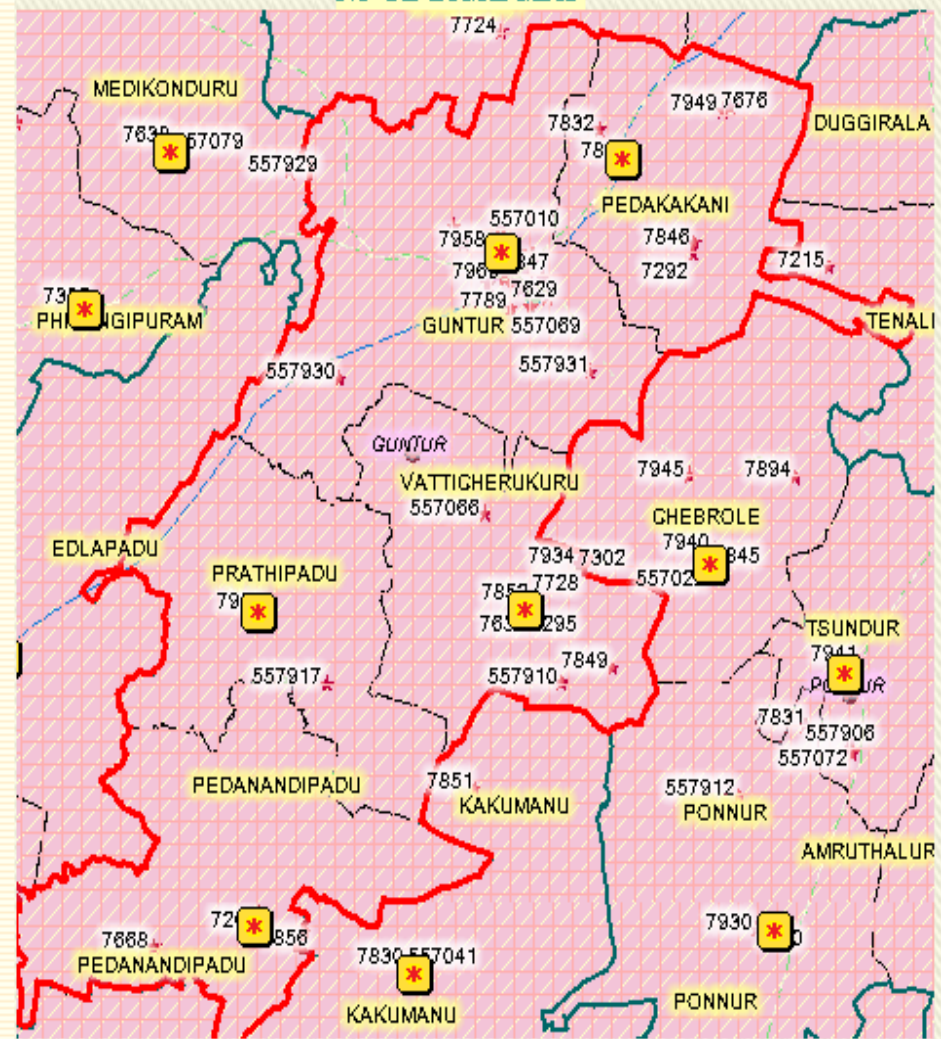
GIS  NFCL  Political

S: Andhra Pradesh Z: D: Guntur BL: GUNTUR M: -- MANDAL --

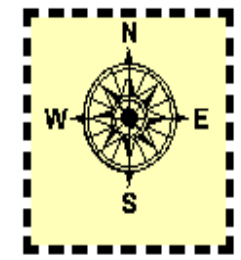
- MANDAL --
- Guntur
- Pedakakani
- Prathipadu
- Vatticherukuru

[Max](#) [Min](#)

**NFCL BASE MAP**



- PRIME ACTIVITY BOARD
- Results
- Goal Going Board
- Point Of Interest
- Where am I
- Top 'n' Bottom Analysis
- Legend



GIS :

Product :

MapResourceItem0



# Nagarjuna Fertilizers and Chemicals Limited

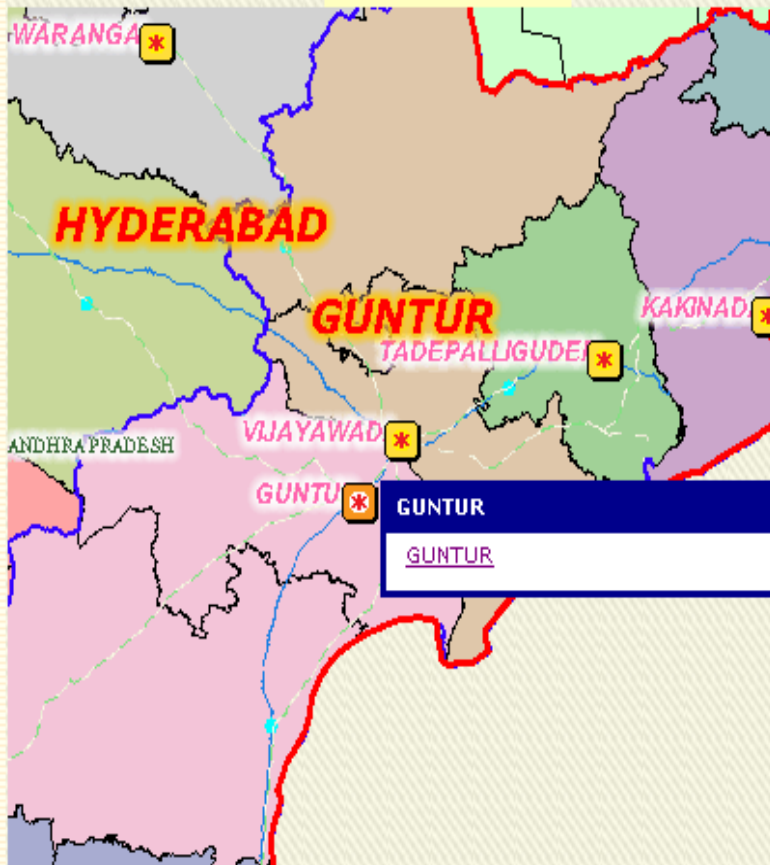


MIS Marketing  Dispatches **Sales** Stocks Collections From: 01/09/2009 To: 15/09/2009 Product: UM - N 09/12/2009

LIS  RF CI CP **Welcome to MMIS - Cost Saving Green Strategic Tools- Mission M** [ReadMe](#)

GIS  NFCL  Political S: Andhra Pradesh Z: GUNTUR AO: -- AO -- SG: -- SGP -- DLR: -- DLR --

NFCL BASE MAP



AREA_OFFICE	SALES_GROUP	PRODUCT_GROUP	TOTAL_QUANTITY	UOM
GUNTUR	131-Guntur	MFD UREA	857	TO
GUNTUR	132-Narasaraopet	MFD UREA	650	TO
GUNTUR	133-Tenali	MFD UREA	420	TO
GUNTUR	134-Ongole	MFD UREA	163	TO
GUNTUR	135-Chirala	MFD UREA	730	TO
GUNTUR	139-Area - Guntur	MFD UREA	20	TO
Total			2840	

GIS :

Product :

Quantity(TO) :

Volume Legend / Ranges

	< 5,000
	5,000 - 20,000
	> 20,000

